



6FM65B/G (12V65Ah)

LONGWAY® Standard battery is design for a general purpose by KaiYing Power. 6FM65G is a general purpose battery up to 8 years in float service or more than 260 cycles at 100% discharge in cycle service. As with all **LONGWAY®** batteries, all are rechargeable highly efficient, leak proof and maintenance free.



ISO 9001:2008 Standard



ISO 14001:2004 Standard



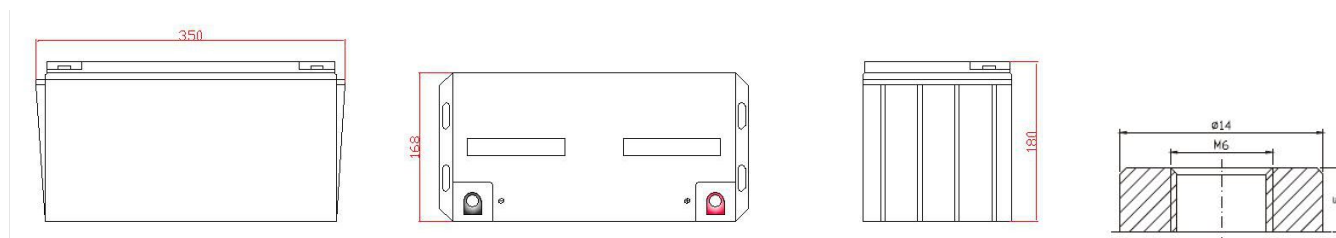
MH46789



Specifications:

Cells per Unit	6
Normal Voltage	12V
Capacity	65Ah@10Hr-rate to 1.80V per cell@25°C
Weight	Approx.(21±3%) kg (46.3lbs)
Maximum Discharge Current	650A(5sec)
Internal Resistance	Approx. 5.5mΩ full charged @25°C
Operating Temperature Range	Discharge: -20°C~60°C Charge: 0°C~50°C Storage: -20°C~60°C
Nominal Operating Temperature Range	25°C±3°C
Float Charging Voltage	13.7~13.9VDC/unit Average @25°C
Maximum Charging Current	19.5A
Equalization and Cycle Service	14.4V~15.0VDC/unit Average @ 25°C
Self Discharge	LONGWAY Valve Regulated Lead Acid (VRLA) batteries can be stored for more than 6 months at 25°C. Self-discharge ratio less than 3% per month at 25°C. Please charge batteries before using.
Terminal	Terminal F9
Container Material	ABS(UL94-HB) *Flammability resistance of (UL94-V0) can be available upon request

Dimensions: L350*W168*H180(TH180)mm



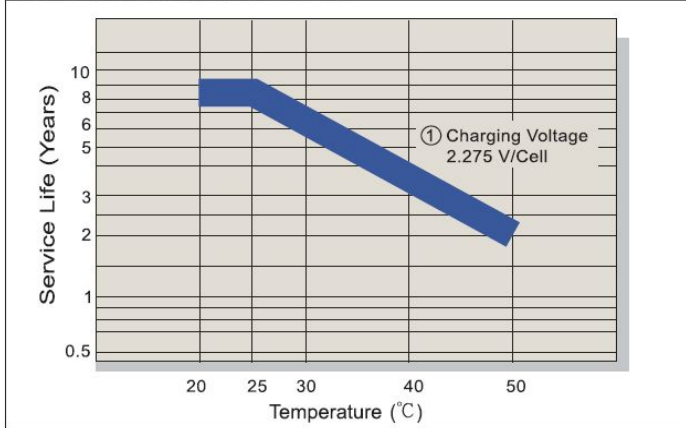
Constant Current Discharge Characteristics (A, 25 °C)

F.V/TIME	5min	10min	15min	30min	60min	2h	3h	5h	8h	10h	20h
9.60	193.7	159.9	125.6	76.4	42.3	25.4	19.1	12.3	7.92	6.60	3.46
9.90	187.9	155.1	123.1	74.8	41.4	25.3	19.0	12.2	7.88	6.57	3.45
10.2	184.0	151.9	120.6	73.3	40.6	25.0	18.9	12.1	7.85	6.54	3.43
10.5	173.4	147.1	116.8	71.0	39.3	24.8	18.7	12.0	7.82	6.52	3.42
10.8	158.8	142.8	114.5	69.7	38.5	24.5	18.5	11.8	7.80	6.50	3.41

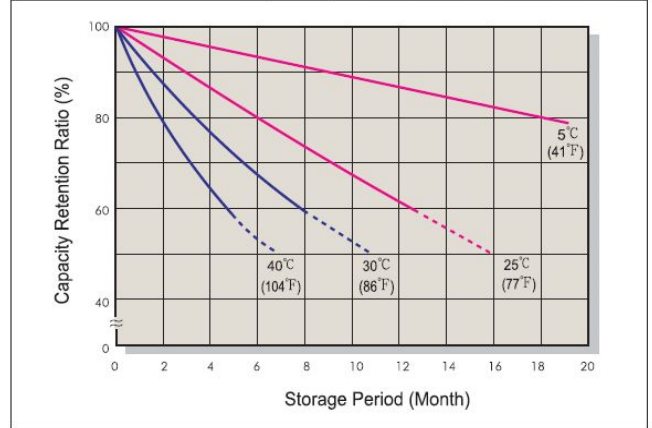
Constant Power Discharge Characteristics (Watt, 25 °C)

F.V/TIME	5min	10min	15min	30min	60min	2h	3h	5h	8h	10h	20h
9.60	2092	1746	1394	857	482	294	225	145	95.0	78.8	41.6
9.90	2029	1694	1351	840	472	293	224	144	94.5	78.4	41.4
10.2	1987	1659	1324	823	462	290	222	143	94.2	78.1	41.2
10.5	1872	1606	1282	797	448	287	219	141	93.9	77.8	41.1
10.8	1715	1559	1258	782	439	284	217	140	93.6	77.6	41.0

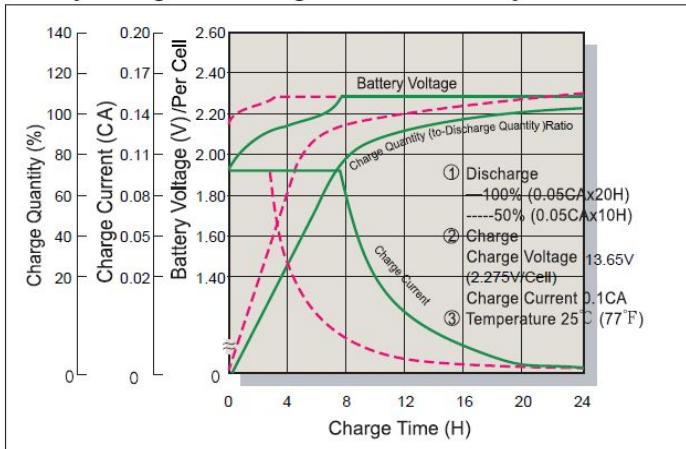
Trickle (or Float) Service Life



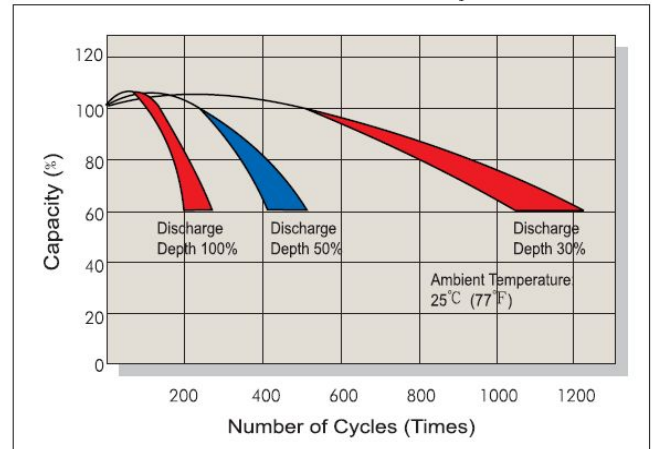
Capacity Retention Characteristic



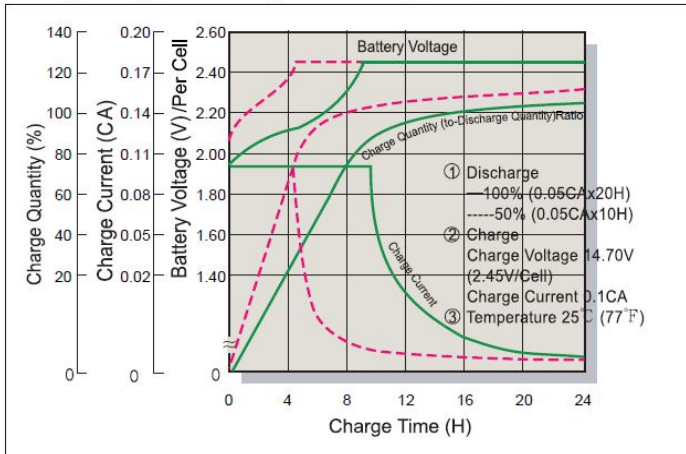
Battery Voltage and Charge Time for Standby Use



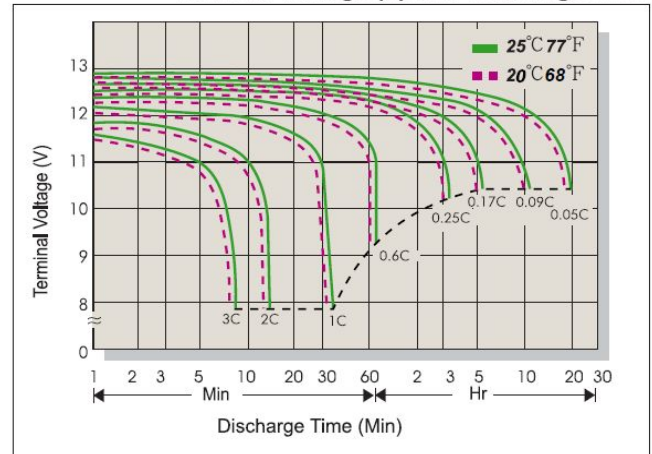
Cycle Service Life



Battery Voltage and Charge Time for Cycle Use



Terminal Voltage (V) and Discharge Time



Charging Procedures

Application	Charge Voltage(V/cell)			Max. Charge Current
	Temperature	Set Point	Allowable Range	
Cycle Use	25°C(77°F)	2.45	2.40~2.50	0.25C
Standby	25°C(77°F)	2.275	2.25~2.30	

Discharge Current VS. Discharge Voltage

Final Discharge Voltage V/cell	1.75	1.70	1.65	1.60
Discharge Current (A)	0.2C>(A)	0.2C<(A)	0.5C<(A)	(A)>1.0C

KaiYing Power Supply & Electrical Equip Co., Ltd.

Address: KaiYing Industrial Park, ChengXiang Town, Anxi, Quanzhou, Fujian China

Tel:86-595-68782266 Fax: 86-0595-68782222

Website: www.longwaybattery.com Email: Sales@longwaybattery.com

KY-IOP-LW12-65B/G AO.may 2015