



6FM100G/B (12V100Ah)

LONGWAY® Standard battery is design for a general purpose by KaiYing Power. 6FM100G is a general purpose battery up to 8 years in float service or more than 260 cycles at 100% discharge in cycle service. As with all **LONGWAY®** batteries, all are rechargeable highly efficient, leak proof and maintenance free.



ISO 9001:2008 Standard



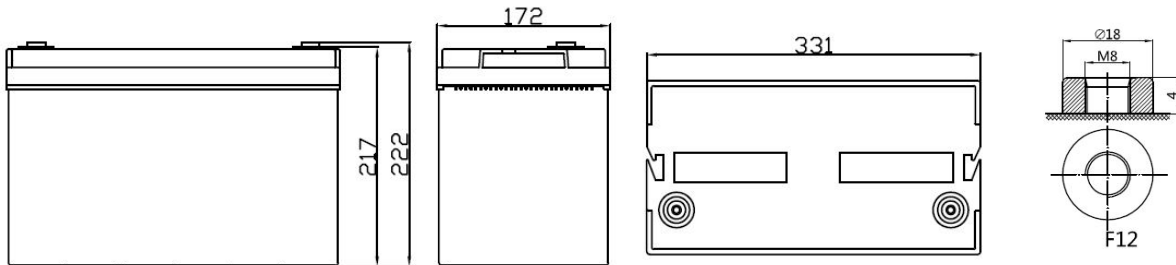
ISO 14001:2004 Standard



Specifications:

Cells per Unit	6
Normal Voltage	12V
Capacity	100Ah@10Hr-rate to 1.80V per cell@25°C
Weight	Approx.(29.5±3% kg) (65.04lbs)
Maximum Discharge Current	100A(5sec)
Internal Resistance	Approx. 4.0mΩ full charged @25°C
Operating Temperature Range	Discharge: -20°C~60°C Charge: 0°C~50°C Storage: -20°C~60°C
Nominal Operating Temperature Range	25°C±3°C
Float Charging Voltage	13.7~13.9VDC/unit Average @25°C
Maximum Charging Current	25A
Equalization and Cycle Service	14.4V~15.0VDC/unit Average @ 25°C
Self Discharge	LONGWAY Valve Regulated Lead Acid (VRLA) batteries can be stored for more than 6 months at 25°C. Self-discharge ratio less than 3% per month at 25°C. Please charge batteries before using.
Terminal	Terminal F12
Container Material	ABS(UL94-HB) *Flammability resistance of (UL94-V0) can be available upon request

Dimensions: L331*W173*H217(TH222)mm



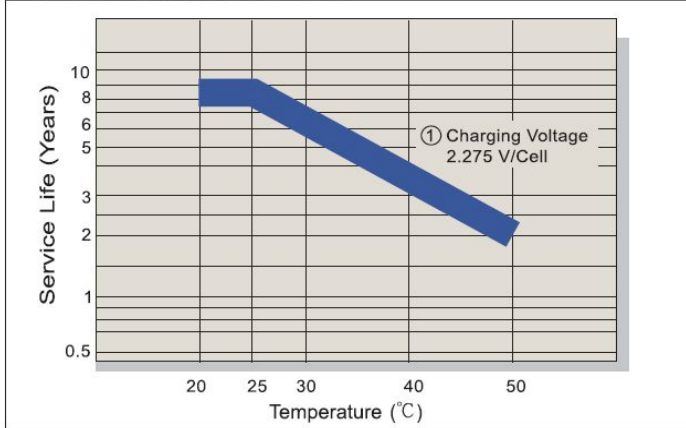
Constant Current Discharge Characteristics (A, 25 °C)

F.V/TIME	5min	10min	15min	30min	60min	2h	3h	5h	8h	10h	20h
9.60	313	258	203	123.4	68.3	41.0	30.9	19.8	12.79	10.66	5.60
9.90	304	251	199	120.9	66.9	40.8	30.8	19.7	12.73	10.61	5.57
10.2	297	245	195	118.4	65.5	40.4	30.5	19.5	12.68	10.56	5.55
10.5	280	238	189	114.7	63.5	40.0	30.1	19.3	12.64	10.53	5.53
10.8	257	231	185	112.5	62.2	39.6	29.8	19.1	12.60	10.50	5.51

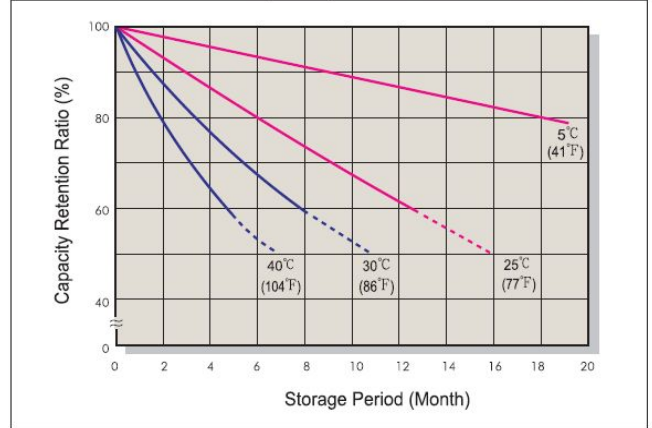
Constant Power Discharge Characteristics (Watt, 25 °C)

F.V/TIME	5min	10min	15min	30min	60min	2h	3h	5h	8h	10h	20h
9.60	3379	2821	2252	1384	778	475	363	234	153.5	127.3	67.1
9.90	3278	2736	2183	1357	762	473	362	233	152.7	126.6	66.8
10.2	3210	2680	2138	1329	747	468	358	231	152.1	126.1	66.5
10.5	3024	2595	2071	1287	724	463	355	229	151.7	125.7	66.3
10.8	2771	2519	2031	1262	710	459	351	226	151.2	125.4	66.2

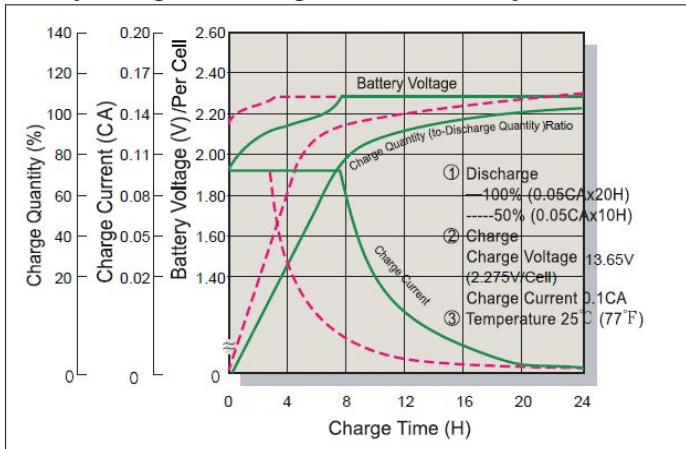
Trickle (or Float) Service Life



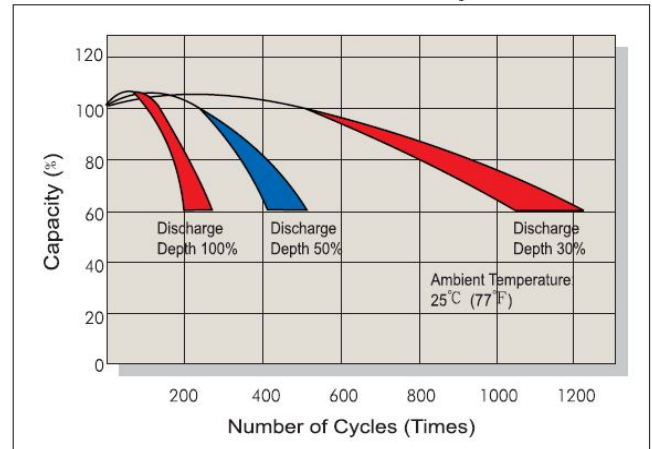
Capacity Retention Characteristic



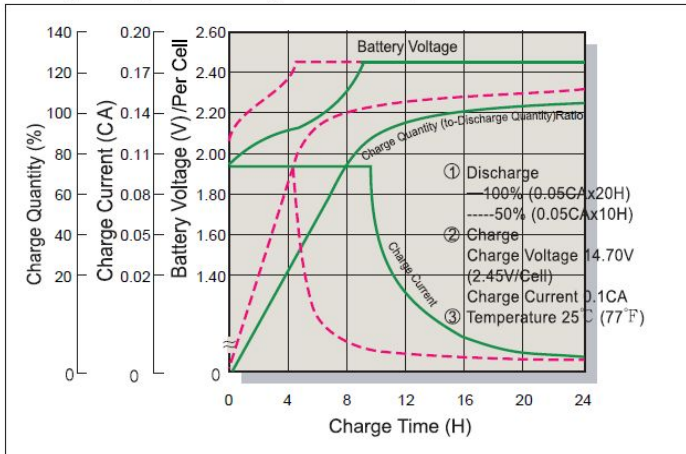
Battery Voltage and Charge Time for Standby Use



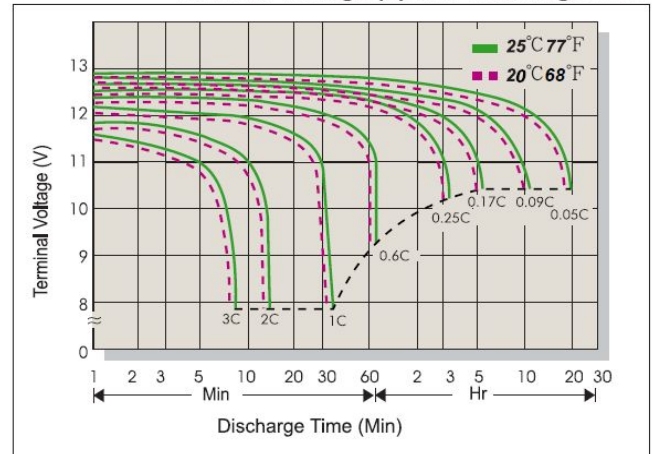
Cycle Service Life



Battery Voltage and Charge Time for Cycle Use



Terminal Voltage (V) and Discharge Time



Charging Procedures

Application	Charge Voltage(V/cell)			Max. Charge Current
	Temperature	Set Point	Allowable Range	
Cycle Use	25°C(77°F)	2.45	2.40~2.50	0.25C
Standby	25°C(77°F)	2.275	2.25~2.30	

Discharge Current VS. Discharge Voltage

Final Discharge Voltage V/cell	1.75	1.70	1.65	1.60
Discharge Current (A)	0.2C>(A)	0.2C<(A)	0.5C<(A)	(A)>1.0C

KaiYing Power Supply & Electrical Equip Co., Ltd.

Address: KaiYing Industrial Park, ChengXiang Town, Anxi, Quanzhou, Fujian China

Tel:86-595-68782266 Fax: 86-0595-68782222

Website: www.longwaybattery.com Email: Sales@longwaybattery.com