



6FM100G/A (12V100Ah)

LONGWAY® Standard battery is design for a general purpose by KaiYing Power. 6FM100A is a general purpose battery up to 8 years in float service or more than 260 cycles at 100% discharge in cycle service. As with all **LONGWAY®** batteries, all are rechargeable highly efficient, leak proof and maintenance free.



ISO 9001:2008 Standard



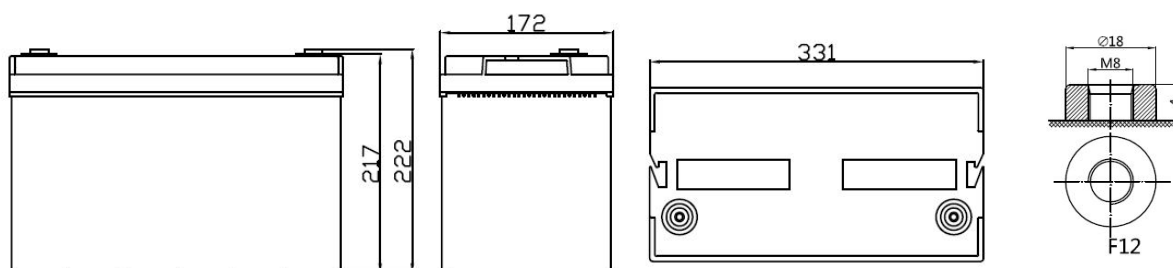
ISO 14001:2004 Standard



Specifications:

Cells per Unit	6
Normal Voltage	12V
Capacity	100Ah@10Hr-rate to 1.80V per cell@25°C
Weight	Approx.(29.5±3% kg) (65.04lbs)
Maximum Discharge Current	100A(5sec)
Internal Resistance	Approx. 4.0mΩ full charged @25°C
Operating Temperature Range	Discharge: -20°C~60°C Charge: 0°C~50°C Storage: -20°C~60°C
Nominal Operating Temperature Range	25°C±3°C
Float Charging Voltage	13.7~13.9VDC/unit Average @25°C
Maximum Charging Current	25A
Equalization and Cycle Service	14.4V~15.0VDC/unit Average @ 25°C
Self Discharge	LONGWAY Valve Regulated Lead Acid (VRLA) batteries can be stored for more than 6 months at 25°C. Self-discharge ratio less than 3% per month at 25°C. Please charge batteries before using.
Terminal	Terminal F12
Container Material	ABS(UL94-HB) *Flammability resistance of (UL94-V0) can be available upon request

Dimensions: L331*W173*H217(TH222)mm



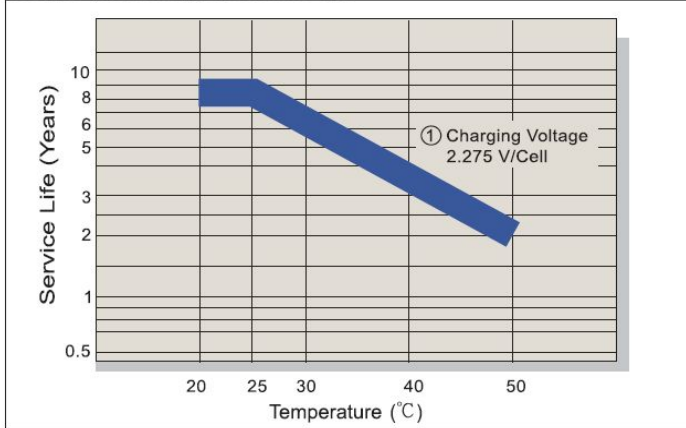
Constant Current Discharge Characteristics (A, 25 °C)

F.V/TIME	5min	10min	15min	30min	60min	2h	3h	5h	8h	10h	20h
9.60	298	246	193	118	65.0	39.1	29.4	18.9	12.2	10.2	5.33
9.90	289	239	189	115	63.7	38.9	29.3	18.8	12.1	10.1	5.30
10.2	283	234	185	113	62.4	38.5	29.0	18.6	12.1	10.1	5.28
10.5	267	226	180	109	60.5	38.1	28.7	18.4	12.0	10.0	5.27
10.8	244	220	176	107	59.3	37.7	28.4	18.2	12.0	10.0	5.25

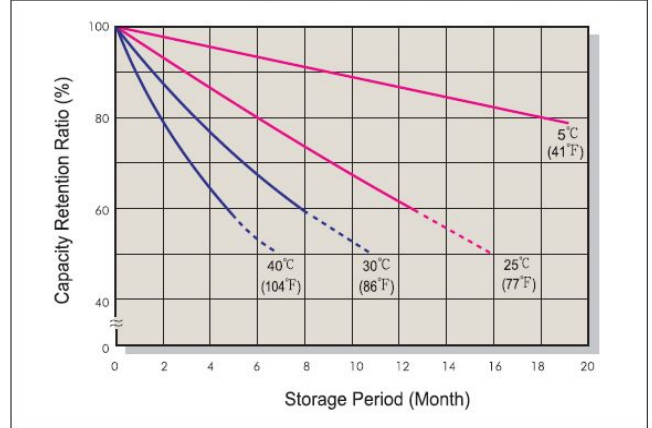
Constant Power Discharge Characteristics (Watt, 25 °C)

F.V/TIME	5min	10min	15min	30min	60min	2h	3h	5h	8h	10h	20h
9.60	3218	2686	2145	1318	741	453	346	223	146	121	63.9
9.90	3122	2606	2079	1292	726	450	344	222	145	121	63.6
10.2	3057	2552	2036	1266	711	446	341	220	145	120	63.4
10.5	2880	2471	1973	1226	689	441	338	218	144	120	63.2
10.8	2639	2399	1935	1202	676	437	334	215	144	119	63.0

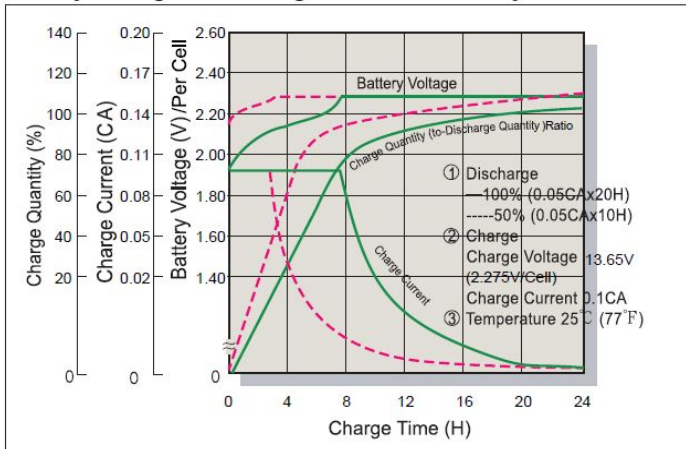
Trickle (or Float) Service Life



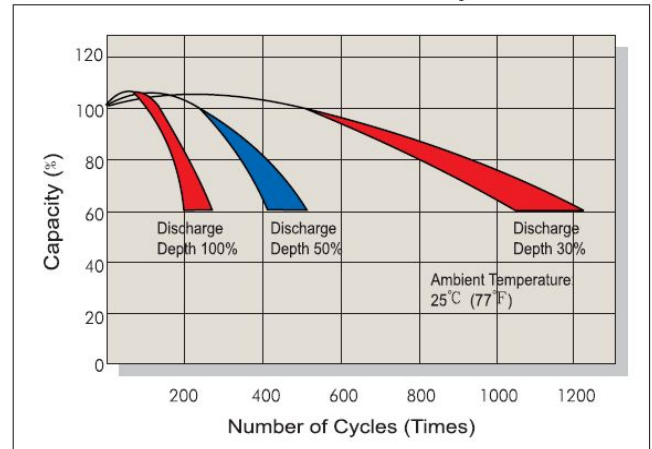
Capacity Retention Characteristic



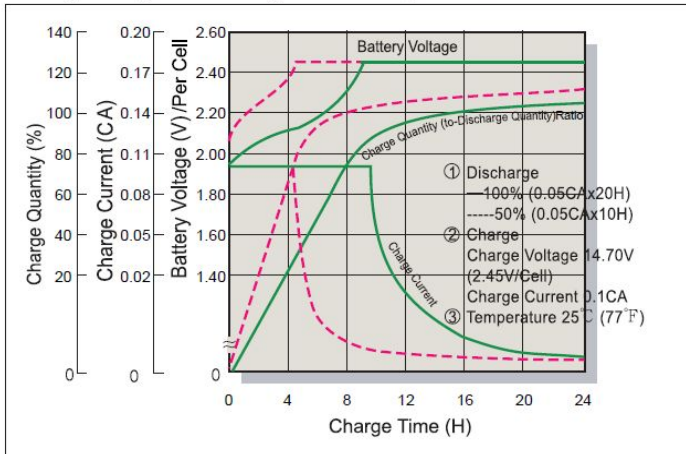
Battery Voltage and Charge Time for Standby Use



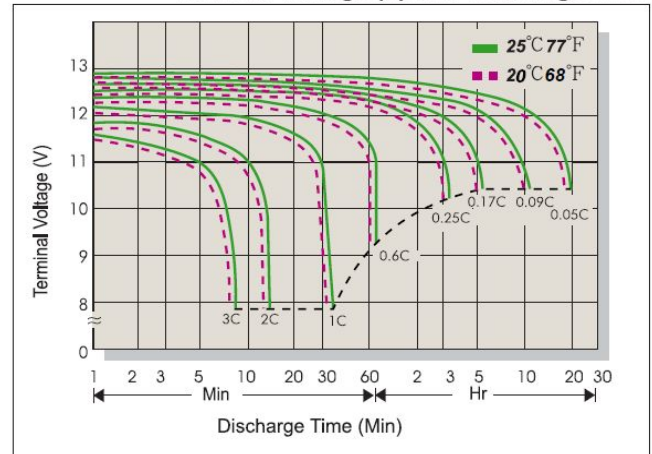
Cycle Service Life



Battery Voltage and Charge Time for Cycle Use



Terminal Voltage (V) and Discharge Time



Charging Procedures

Application	Charge Voltage(V/cell)			Max. Charge Current
	Temperature	Set Point	Allowable Range	
Cycle Use	25°C(77°F)	2.45	2.40~2.50	0.25C
Standby	25°C(77°F)	2.275	2.25~2.30	

Discharge Current VS. Discharge Voltage

Final Discharge Voltage V/cell	1.75	1.70	1.65	1.60
Discharge Current (A)	0.2C>(A)	0.2C<(A)	0.5C<(A)	(A)>1.0C

KaiYing Power Supply & Electrical Equip Co., Ltd.

Address: KaiYing Industrial Park, ChengXiang Town, Anxi, Quanzhou, Fujian China

Tel:86-595-68782266 Fax: 86-0595-68782222

Website: www.longwaybattery.com Email: Sales@longwaybattery.com