



6FM60A/G (12V60Ah)

LONGWAY® Standard battery is design for a general purpose by KaiYing Power. 6FM60G is a general purpose battery up to 5 years in star service or more than 260 cycles at 100% discharge in cycle service. As with all LONGWAY® batteries, all are rechargeable highly efficient, leak proof and maintenance free.



ISO 9001:2008 Standard



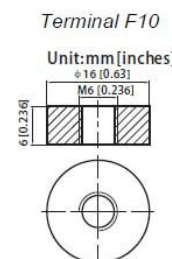
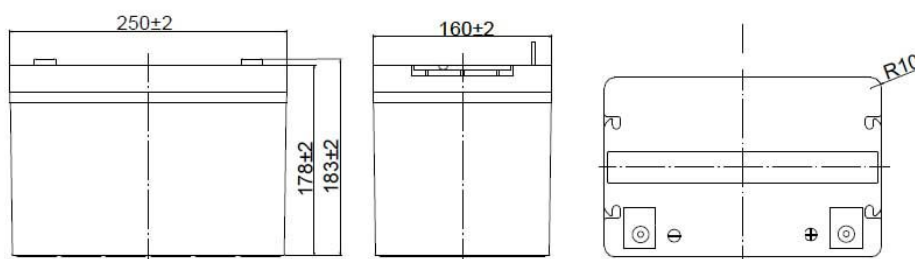
ISO 14001:2004 Standard



Specifications:

| | |
|-------------------------------------|---|
| Cells per Unit | 6 |
| Normal Voltage | 12V |
| Capacity | 60Ah@20Hr-rate to 1.75V per cell@25°C |
| Weight | Approx.17.3kg (38.14lbs) |
| Maximum Discharge Current | 300A(5sec) |
| Internal Resistance | Approx. 5.5mΩ full charged @25°C |
| Operating Temperature Range | Discharge: -20°C~60°C Charge: 0°C~50°C Storage: -20°C~60°C |
| Nominal Operating Temperature Range | 25°C±3°C |
| Float Charging Voltage | 13.7~13.9VDC/unit Average @25°C |
| Maximum Charging Current | 15.0A |
| Equalization and Cycle Service | 14.4V~15.0VDC/unit Average @ 25°C |
| Self Discharge | LONGWAY Valve Regulated Lead Acid (VRLA) batteries can be stored for more than 6 months at 25°C. Self-discharge ratio less than 3% per month at 25°C. Please charge batteries before using. |
| Terminal | Terminal F9 |
| Container Material | ABS(UL94-HB) *Flammability resistance of (UL94-V0) can be available upon request |

Dimensions: L250*W160*H178 (TH183)mm



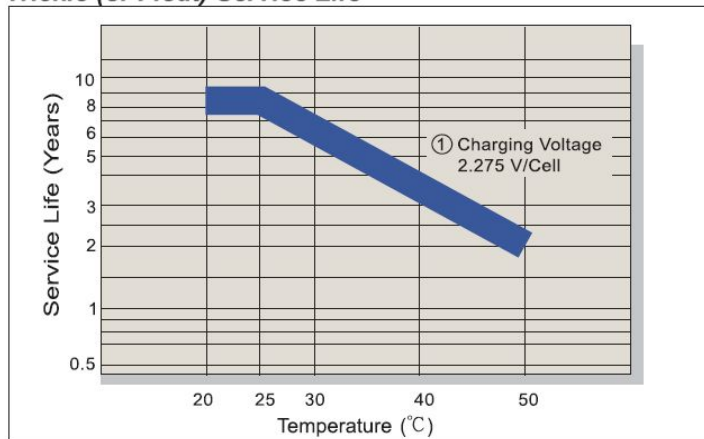
Constant Current Discharge Characteristics (A, 25 °C)

| FV/TIME | 5min | 10min | 15min | 30min | 60min | 2h | 3h | 5h | 8h | 10h | 20h |
|---------|-------|-------|--------|-------|-------|-------|-------|-------|------|-------|-------|
| 9.60 | 169.9 | 140.2 | 110.12 | 66.98 | 37.05 | 22.27 | 16.78 | 10.76 | 6.94 | 5.786 | 3.037 |
| 9.90 | 164.8 | 136.0 | 107.92 | 65.64 | 36.31 | 22.16 | 16.70 | 10.71 | 6.91 | 5.757 | 3.022 |
| 10.2 | 161.4 | 133.2 | 105.72 | 64.30 | 35.57 | 21.95 | 16.53 | 10.60 | 6.88 | 5.734 | 3.010 |
| 10.5 | 152.0 | 129.0 | 102.42 | 62.29 | 34.46 | 21.73 | 16.36 | 10.50 | 6.86 | 5.717 | 3.001 |
| 10.8 | 139.3 | 125.2 | 100.43 | 61.08 | 33.79 | 21.51 | 16.20 | 10.39 | 6.84 | 5.700 | 2.993 |

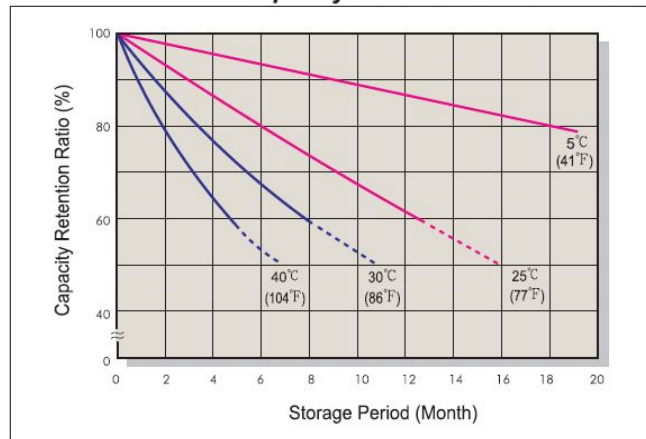
Constant Power Discharge Characteristics (Watt, 25 °C)

| F.V/TIME | 5min | 10min | 15min | 30min | 60min | 2h | 3h | 5h | 8h | 10h | 20h |
|----------|------|-------|-------|-------|-------|-------|-------|-------|------|------|-------|
| 9.60 | 1834 | 1531 | 1222 | 751 | 422.4 | 257.9 | 197.3 | 127.2 | 83.3 | 69.1 | 36.45 |
| 9.90 | 1779 | 1485 | 1185 | 736 | 413.9 | 256.7 | 196.3 | 126.6 | 82.9 | 68.7 | 36.27 |
| 10.2 | 1743 | 1455 | 1161 | 721 | 405.5 | 254.1 | 194.4 | 125.3 | 82.6 | 68.5 | 36.13 |
| 10.5 | 1642 | 1409 | 1125 | 699 | 392.8 | 251.6 | 192.4 | 124.1 | 82.3 | 68.3 | 36.02 |
| 10.8 | 1504 | 1367 | 1103 | 685 | 385.2 | 249.0 | 190.5 | 122.8 | 82.1 | 68.1 | 35.91 |

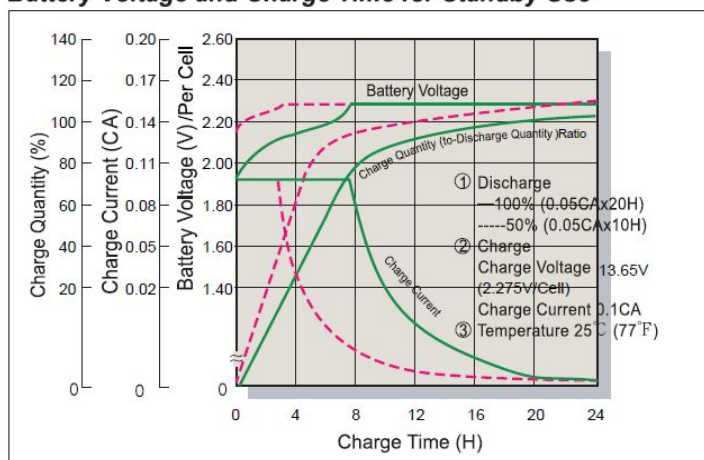
Trickle (or Float) Service Life



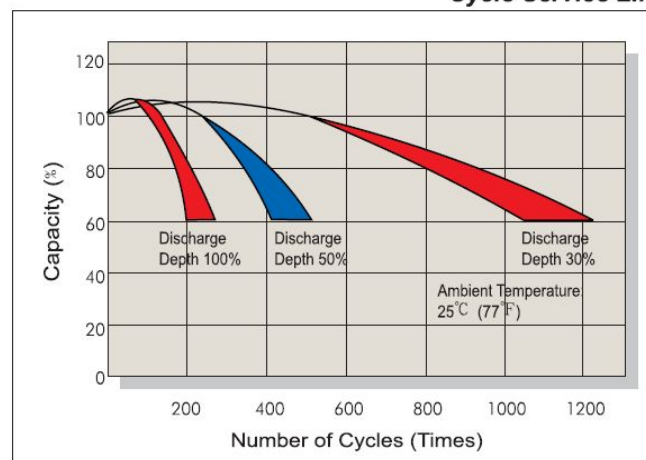
Capacity Retention Characteristic



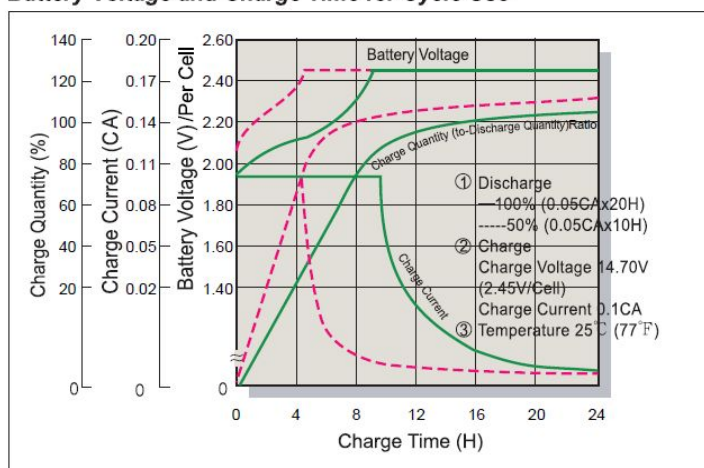
Battery Voltage and Charge Time for Standby Use



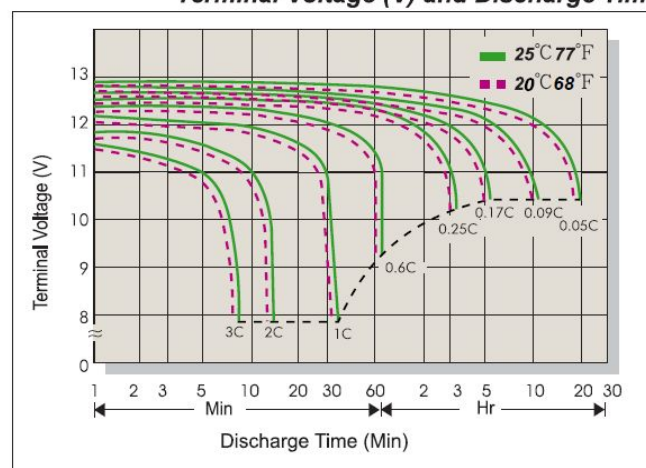
Cycle Service Life



Battery Voltage and Charge Time for Cycle Use



Terminal Voltage (V) and Discharge Time



Charging Procedures

| Application | Charge Voltage(V/cell) | | | Max. Charge Current |
|-------------|------------------------|-----------|-----------------|---------------------|
| | Temperature | Set Point | Allowable Range | |
| Cycle Use | 25°C(77°F) | 2.45 | 2.40~2.50 | 0.25C |
| Standby | 25°C(77°F) | 2.275 | 2.25~2.30 | |

Discharge Current VS. Discharge Voltage

| | | | | |
|--------------------------------|----------|-------------------|-------------------|----------|
| Final Discharge Voltage V/cell | 1.75 | 1.70 | 1.65 | 1.60 |
| Discharge Current (A) | 0.2C>(A) | 0.2C<(A) <0.5C | 0.5C<(A) <1.0C | (A)>1.0C |

KaiYing Power Supply & Electrical Equip Co., Ltd.

Address: KaiYing Industrial Park, ChengXiang Town, Anxi, Quanzhou, Fujian China

Tel:86-595-68782266 Fax: 86-0595-68782222

Website: www.jongwaybattery.com Email: Sales@jongwaybattery.com

KY-IOP-LW12-60G AO.October 2014