



6FM55G (12V55Ah)

LONGWAY® Standard battery is design for a general purpose by KaiYing Power. 6FM55G is a general purpose battery up to 8 years in float service or more than 260 cycles at 100% discharge in cycle service. As with all **LONGWAY®** batteries, all are rechargeable highly efficient, leak proof and maintenance free.



ISO 9001:2008 Standard



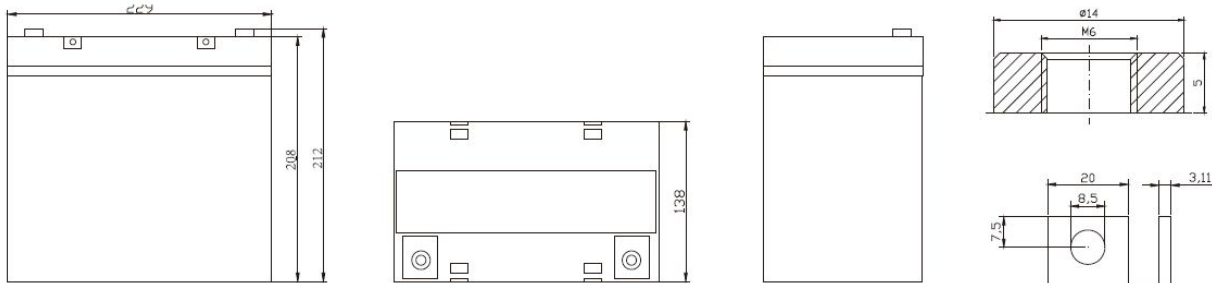
ISO 14001:2004 Standard



Specifications:

Cells per Unit	6
Normal Voltage	12V
Capacity	55Ah@10Hr-rate to 1.80V per cell@25°C
Weight	Approx.(17.2±3%) kg (37.9lbs)
Maximum Discharge Current	300A(5sec)
Internal Resistance	Approx. 6mΩ full charged @25°C
Operating Temperature Range	Discharge: -20°C~60°C Charge: 0°C~50°C Storage: -20°C~60°C
Nominal Operating Temperature Range	25°C±3°C
Float Charging Voltage	13.7~13.9VDC/unit Average @25°C
Maximum Charging Current	16.5A
Equalization and Cycle Service	14.4V~15.0VDC/unit Average @ 25°C
Self Discharge	LONGWAY Valve Regulated Lead Acid (VRLA) batteries can be stored for more than 6 months at 25°C. Self-discharge ratio less than 3% per month at 25°C. Please charge batteries before using.
Terminal	Terminal F20/F9
Container Material	ABS(UL94-HB) *Flammability resistance of (UL94-V0) can be available upon request

Dimensions: L229*W138*H208(TH213)mm



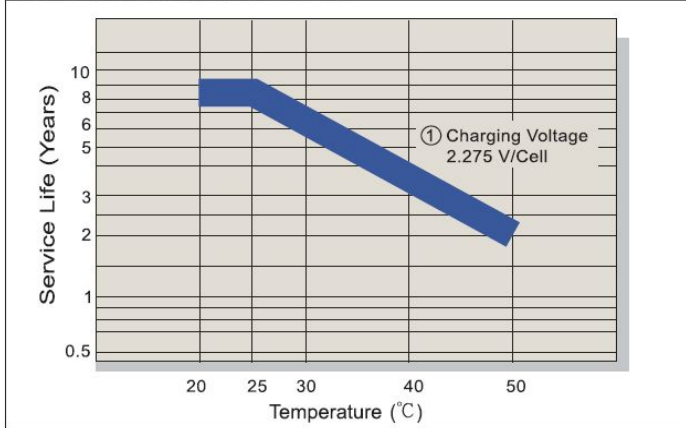
Constant Current Discharge Characteristics (A, 25 °C)

F.V/TIME	5min	10min	15min	30min	60min	2h	3h	5h	8h	10h	20h
9.60	163.9	135.3	106.3	64.6	35.8	21.5	16.2	10.4	6.70	5.58	2.93
9.90	159.0	131.2	104.1	63.3	35.0	21.4	16.1	10.3	6.67	5.56	2.92
10.2	155.7	128.5	102.0	62.0	34.3	21.2	16.0	10.2	6.64	5.53	2.90
10.5	146.7	124.5	98.8	60.1	33.2	21.0	15.8	10.1	6.62	5.52	2.90
10.8	134.4	120.8	96.9	58.9	32.6	20.8	15.6	10.0	6.60	5.50	2.89

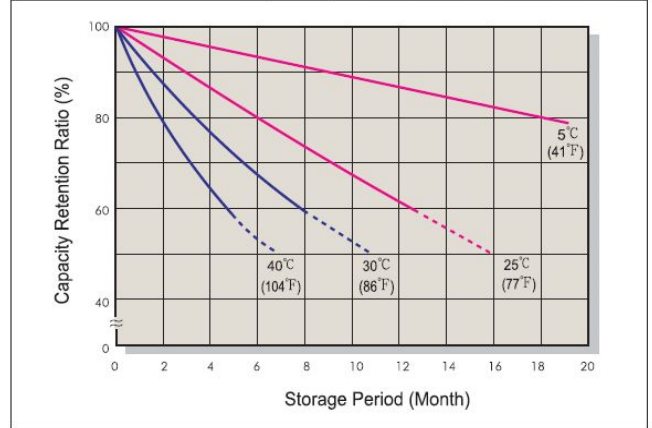
Constant Power Discharge Characteristics (Watt, 25 °C)

F.V/TIME	5min	10min	15min	30min	60min	2h	3h	5h	8h	10h	20h
9.60	1770	1477	1179	725	408	249	190	123	80.4	66.7	35.2
9.90	1717	1433	1143	711	399	248	189	122	80.0	66.3	35.0
10.2	1682	1404	1120	696	391	245	188	121	79.7	66.1	34.9
10.5	1584	1359	1085	674	379	243	186	120	79.4	65.9	34.8
10.8	1451	1319	1064	661	372	240	184	119	79.2	65.7	34.7

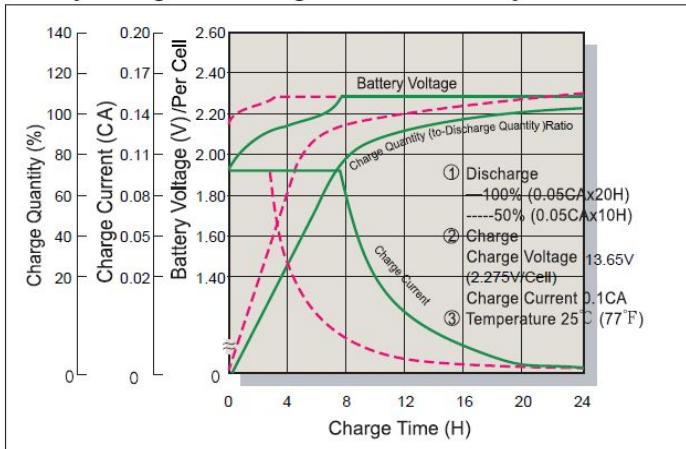
Trickle (or Float) Service Life



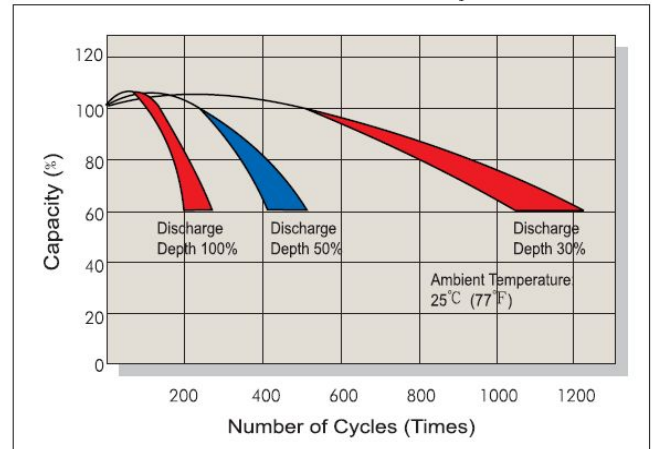
Capacity Retention Characteristic



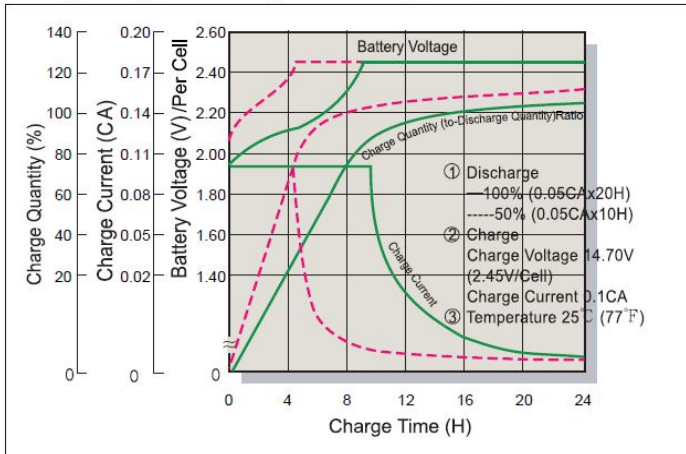
Battery Voltage and Charge Time for Standby Use



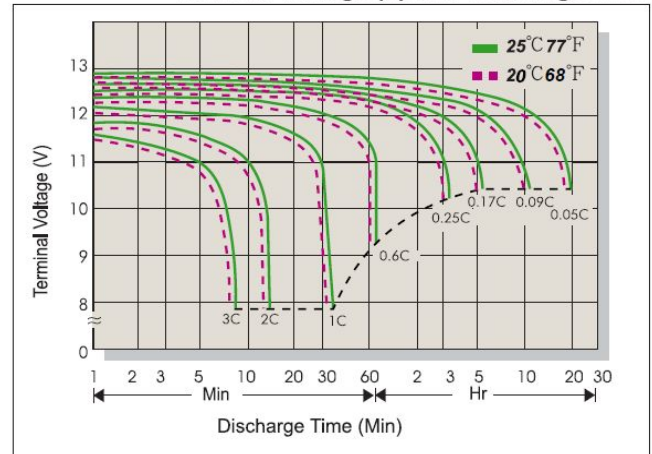
Cycle Service Life



Battery Voltage and Charge Time for Cycle Use



Terminal Voltage (V) and Discharge Time



Charging Procedures

Application	Charge Voltage(V/cell)			Max. Charge Current
	Temperature	Set Point	Allowable Range	
Cycle Use	25°C(77°F)	2.45	2.40~2.50	0.25C
Standby	25°C(77°F)	2.275	2.25~2.30	

Discharge Current VS. Discharge Voltage

Final Discharge Voltage V/cell	1.75	1.70	1.65	1.60
Discharge Current (A)	0.2C>(A)	0.2C<(A)	0.5C<(A)	(A)>1.0C

KaiYing Power Supply & Electrical Equip Co., Ltd.

Address: KaiYing Industrial Park, ChengXiang Town, Anxi, Quanzhou, Fujian China

Tel:86-595-68782266 Fax: 86-0595-68782222

Website: www.longwaybattery.com Email: Sales@longwaybattery.com

KY-IOP-LW12-55G AO.November 2012