



6FM28S(12V28Ah)

LONGWAY® 6FM28S is specially designed for green energy systems. 6FM28S have a good deep cycle property, maintenance-free. It can be used for more than 350 cycles at 100% discharge in cycle service, up to 12 years in standby service.



Specifications:

Cells per Unit	6
Normal Voltage	12V
Capacity	28Ah@10Hr-rate to 1.80V per cell@25°C
	32Ah@100Hr-rate to 1.90V per cell@25°C
Weight	Approx.(9.0±3%) kg (19.84lbs)
Maximum Discharge Current	280A(5sec)
Internal Resistance	Approx. 9.5mΩ full charged @25°C
Operating Temperature Range	Discharge: -20°C~60°C
	Charge: 0°C~50°C
	Storage: -20°C~60°C
Nominal Operating Temperature Range	25°C±3°C
Float Charging Voltage	13.7~13.9VDC/unit Average @25°C
Maximum Charging Current	7.0A
Equalization and Cycle Service	14.4V~15.0VDC/unit Average @ 25°C
Self Discharge	LONGWAY Valve Regulated Lead Acid (VRLA) batteries can be stored for more than 6 months at 25°C. Self-discharge ratio less than 3% per month at 25°C. Please charge batteries before using.
Terminal	Terminal F5
Container Material	ABS(UL94-HB) *Flammability resistance of (UL94-V0) can be available upon request



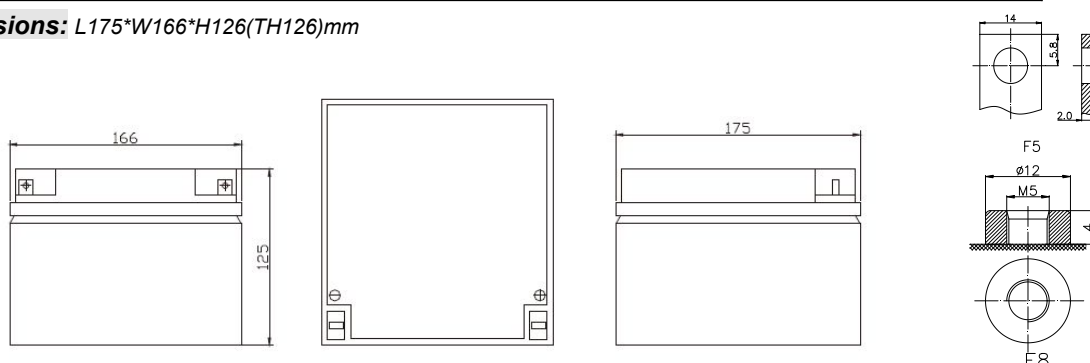
ISO 9001:2008 Standard



ISO 14001:2004 Standard



Dimensions: L175*W166*H126(TH126)mm



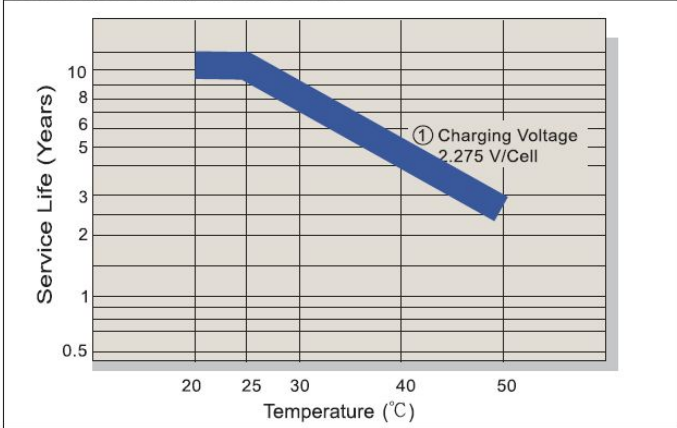
Constant Current Discharge Characteristics (A, 25 °C)

F.V/TIME	15min	30min	60min	2h	3h	5h	8h	10h	20h	48h	100h
9.60	50.7	31.6	18.2	11.0	7.5	5.12	3.43	2.84	1.49	0.69	0.34
9.90	49.7	31.0	17.8	10.9	7.5	5.09	3.39	2.83	1.48	0.68	0.33
10.2	48.7	30.4	17.5	10.7	7.4	5.04	3.38	2.82	1.48	0.67	0.33
10.5	47.1	29.4	16.9	10.6	7.3	4.99	3.36	2.81	1.47	0.66	0.32
10.8	46.2	28.9	16.6	10.5	7.3	4.94	3.29	2.80	1.47	0.65	0.32

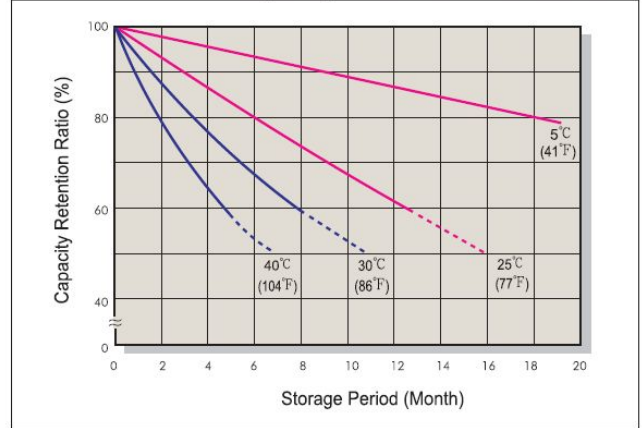
Constant Power Discharge Characteristics (Watt, 25 °C)

F.V/TIME	15min	30min	60min	2h	3h	5h	8h	10h	20h	48h	100h
9.60	559	361	211	127	89	60.5	41.1	33.9	17.9	1.38	0.67
9.90	548	353	203	126	88	60.2	40.7	33.8	17.8	1.36	0.67
10.2	537	346	199	124	87	59.6	40.6	33.6	17.7	1.34	0.66
10.5	520	335	193	123	86	59.0	40.3	33.5	17.7	1.32	0.65
10.8	510	329	189	122	86	58.4	39.5	33.4	17.6	1.30	0.64

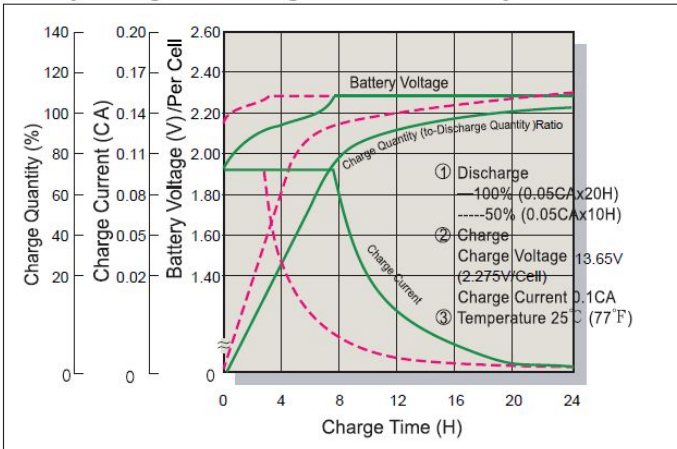
Trickle (or Float) Service Life



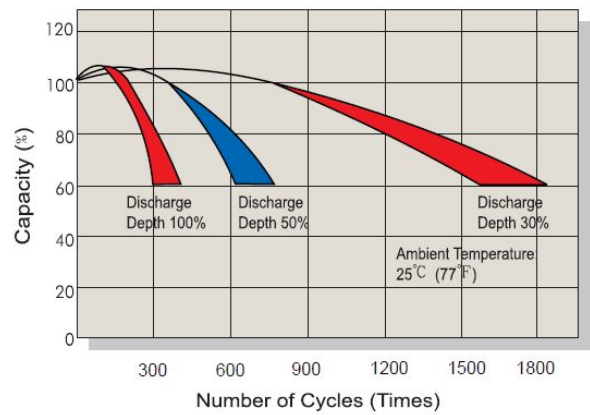
Capacity Retention Characteristic



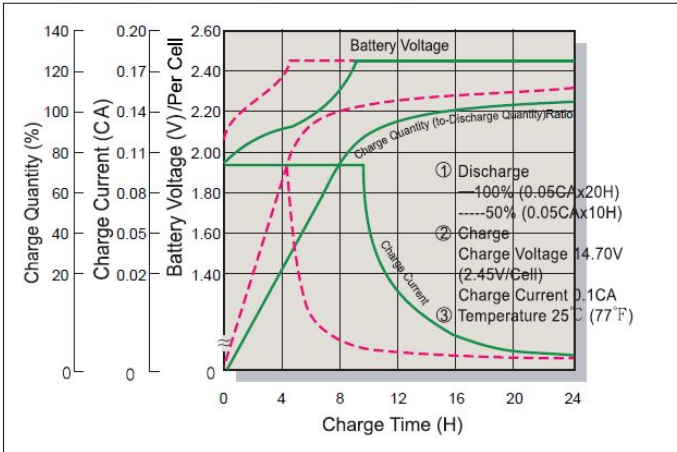
Battery Voltage and Charge Time for Standby Use



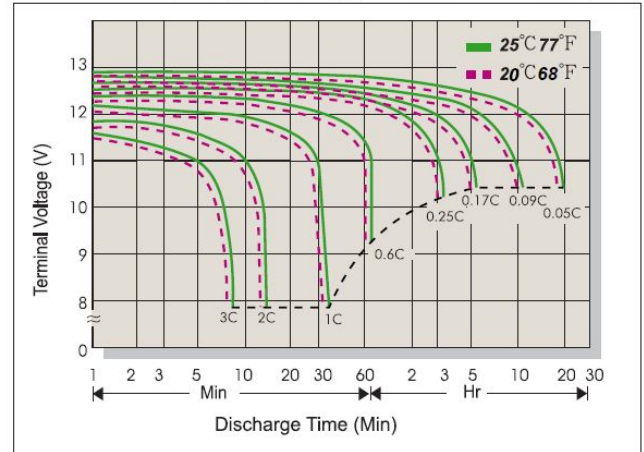
Cycle Service Life



Battery Voltage and Charge Time for Cycle Use



Terminal Voltage (V) and Discharge Time



Charging Procedures

Application	Charge Voltage(V/cell)			Max. Charge Current
	Temperature	Set Point	Allowable Range	
Cycle Use	25°C(77°F)	2.45	2.40~2.50	0.25 C
Standby	25°C(77°F)	2.275	2.25~2.30	

Discharge Current VS. Discharge Voltage

Final Discharge Voltage V/cell	1.75	1.70	1.65	1.60
Discharge Current (A)	0.2C > (A)	0.2C < (A)	0.5C < (A)	(A) > 1.0C

KaiYing Power Supply & Electrical Equip Co., Ltd.

Address: KaiYing Industrial Park, ChengXiang Town, Anxi, Quanzhou, Fujian China

Tel: 86-595-68782266 Fax: 86-0595-68782222

Website: www.longwaybattery.com Email: Sales@longwaybattery.com