



6FM7.6H (12V7.6Ah)

LONGWAY® 12FM7.6H is specially designed for high efficient discharge application. Its characteristics are high energy density. It can be used for more than 260 cycles at 100% discharge in cycle service, up to 5 years in standby service.



ISO 9001:2008 Standard



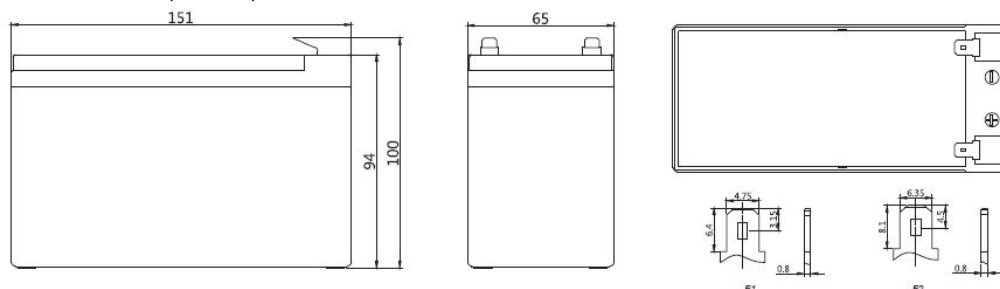
ISO 14001:2004 Standard



Specifications:

Cells per Unit	6
Normal Voltage	12V
Capacity	7.6Ah@20Hr-rate to 1.75V per cell@25°C
Weight	Approx.(2.35±3%) kg (5.13lbs)
Maximum Discharge Current	76A(5sec)
Internal Resistance	Approx. 25mΩ full charged @25°C
Operating Temperature Range	Discharge: -20°C~60°C Charge: 0°C~50°C Storage: -20°C~60°C
Nominal Operating Temperature Range	25°C±3°C
Float Charging Voltage	13.68~13.90VDC/unit Average @25°C
Maximum Charging Current	2.28A
Equalization and Cycle Service	14.4V~15.0VDC/unit Average @ 25°C
Self Discharge	LONGWAY Valve Regulated Lead Acid (VRLA) batteries can be stored for more than 6 months at 25°C. Self-discharge ratio less than 3% per month at 25°C. Please charge batteries before using.
Terminal	F1(0.187)/F2(0.250)
Container Material	ABS(UL94-HB) *Flammability resistance of (UL94-V0) can be available upon request

Dimensions: L151*W65*H94(TH100)mm



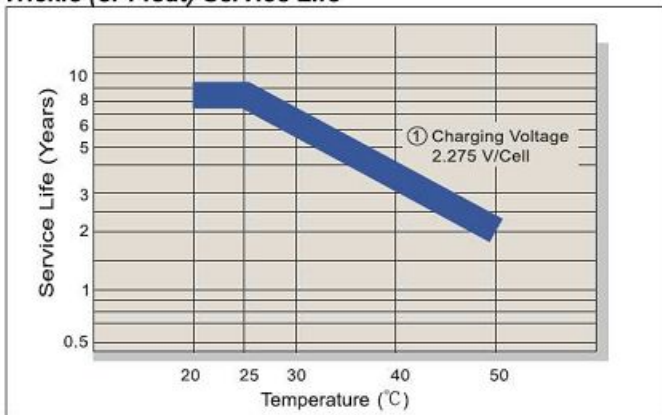
Constant Current Discharge Characteristics (A, 25 °C)

F.V/TIME	5min	8min	10min	15min	20min	30min	60min	90min
9.60	32.1	23.8	17.9	15.7	11.97	8.93	4.90	3.50
9.90	31.3	23.2	17.4	15.3	11.71	8.70	4.85	3.47
10.2	30.5	22.6	16.8	14.7	11.19	8.52	4.70	3.38
10.5	29.2	21.7	16.3	14.4	11.07	8.30	4.56	3.36
10.8	26.9	20.0	15.1	13.5	10.59	7.94	4.41	3.22

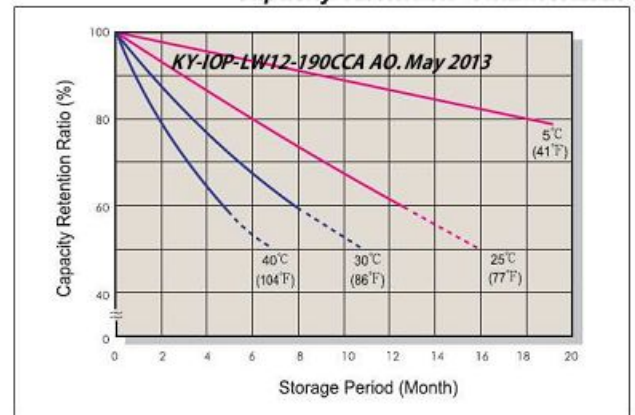
Constant Power Discharge Characteristics (Watt, 25 °C)

F.V/TIME	5min	8min	10min	15min	20min	30min	60min	90min
9.60	347	258	206	173	135	104.4	57.9	41.6
9.90	341	254	200	173	132	101.8	57.3	41.2
10.2	336	250	193	165	126	99.7	55.6	40.1
10.5	326	242	188	163	125	97.1	53.9	39.9
10.8	307	228	174	152	119	92.9	52.1	38.3

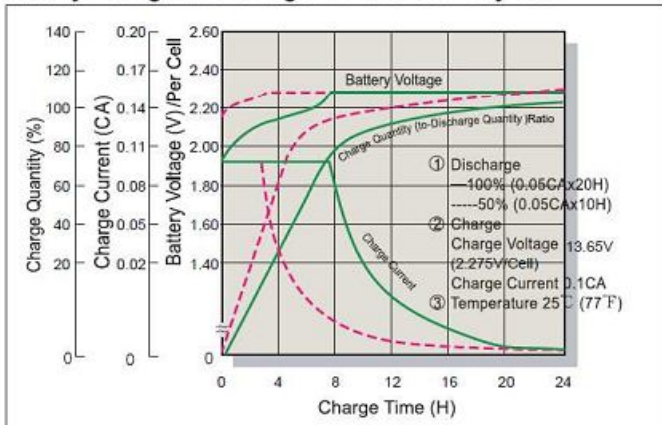
Trickle (or Float) Service Life



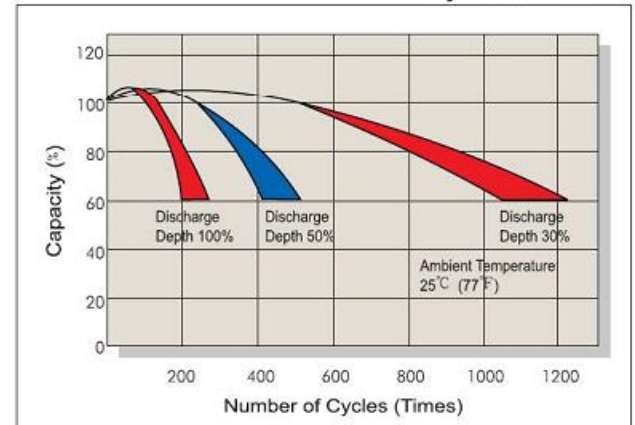
Capacity Retention Characteristic



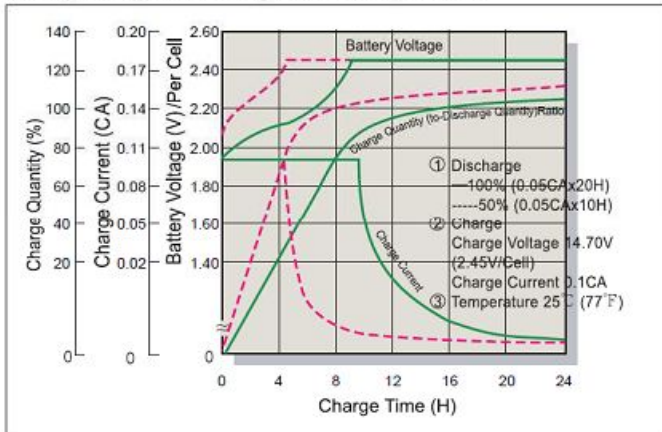
Battery Voltage and Charge Time for Standby Use



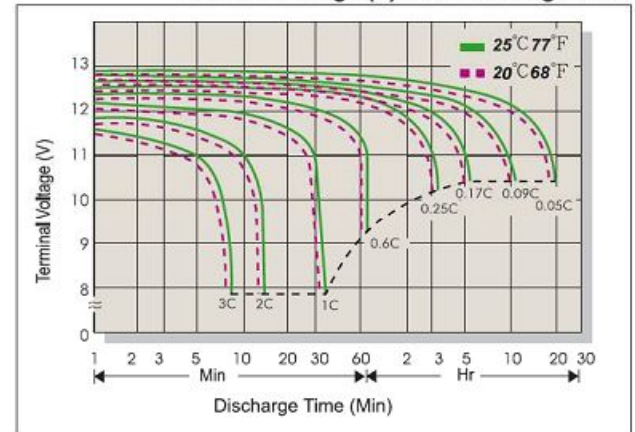
Cycle Service Life



Battery Voltage and Charge Time for Cycle Use



Terminal Voltage (V) and Discharge Time



Charging Procedures

Application	Charge Voltage(V/cell)			Max. Charge Current
	Temperature	Set Point	Allowable Range	
Cycle Use	25°C(77°F)	2.45	2.40-2.50	0.3C
Standby	25°C(77°F)	2.275	2.25-2.30	

Discharge Current VS. Discharge Voltage

Final Discharge Voltage V/cell	1.75	1.70	1.65	1.60
Discharge Current (A)	0.2C > (A)	0.2C < (A)	0.5C < (A)	(A) > 1.0C

KaiYing Power Supply & Electrical Equip Co., Ltd.

Address: KaiYing Industrial Park, ChengXiang Town, Anxi, Quanzhou, Fujian China

Tel: 86-595-68782266 Fax: 86-0595-68782222

Website: www.longwaybattery.com Email: Sales@longwaybattery.com