



## 3FM5H (6V5Ah)

**LONGWAY® 3FM5** specially designed for high efficient discharge application .Its characteristics are high energy density , small footprint and high discharge efficiency . It can be used for more than 260 cycles at 100% discharge in cycle service , up to 10 year in standby service. As with all **LONGWAY®** batteries, all are rechargeable highly efficient, leak proof an maintenance free.

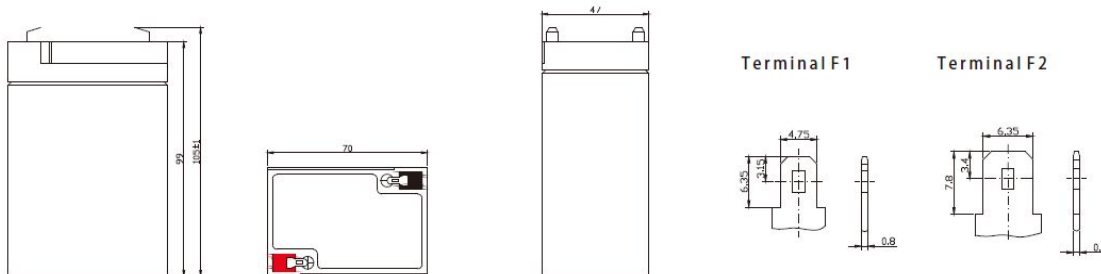


### Specifications:

Cells per Unit	3
Normal Voltage	6V
Capacity	5Ah@20Hr-rate to 1.75V per cell@25°C
Weight	Approx.(0.83±3%)kg (1.83lbs)
Maximum Discharge Current	50A(5sec)
Internal Resistance	Approx. 23mΩ full charged @25°C
Operating Temperature Range	Discharge: -20°C~60°C Charge: 0°C~50°C Storage: -20°C~60°C
Nominal Operating Temperature Range	25°C±3°C
Float Charging Voltage	6.75~6.9VDC/unit Average @25°C
Maximum Charging Current	1.5A
Equalization and Cycle Service	7.20V~7.50VDC/unit Average @ 25°C
Self Discharge	LONGWAY Valve Regulated Lead Acid (VRLA) batteries can be stored for more than 6 months at 25°C. Self-discharge ratio less than 3% per month at 25°C. Please charge batteries before using.
Terminal	F1(0.187)/F2(0.250)
Container Material	ABS(UL94-HB) *Flammability resistance of (UL94-V0) can be available upon request



### Dimensions: L70\*W47\*H99(TH105)mm



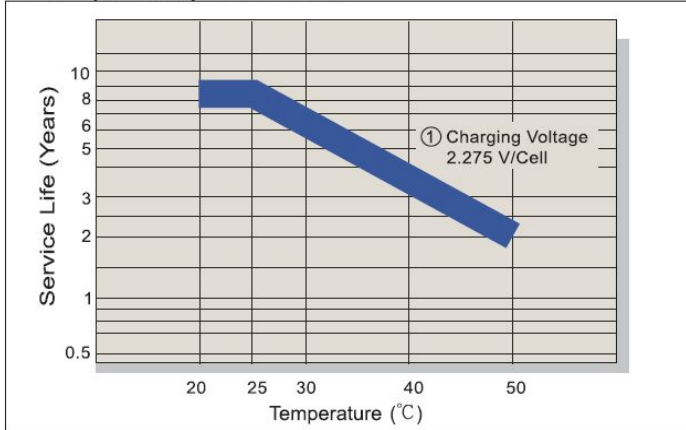
### Constant Current Discharge Characteristics (A, 25 °C)

F.V/TIME	5min	8min	10min	15min	20min	30min	60min	90min
4.80	22.9	17.0	12.8	11.2	8.55	6.38	3.50	2.50
4.95	22.3	16.6	12.4	11.0	8.36	6.22	3.47	2.48
5.10	21.8	16.2	12.0	10.5	7.99	6.09	3.36	2.41
5.25	20.8	15.5	11.7	10.3	7.91	5.93	3.26	2.40
5.40	19.2	14.3	10.8	9.6	7.57	5.67	3.15	2.30

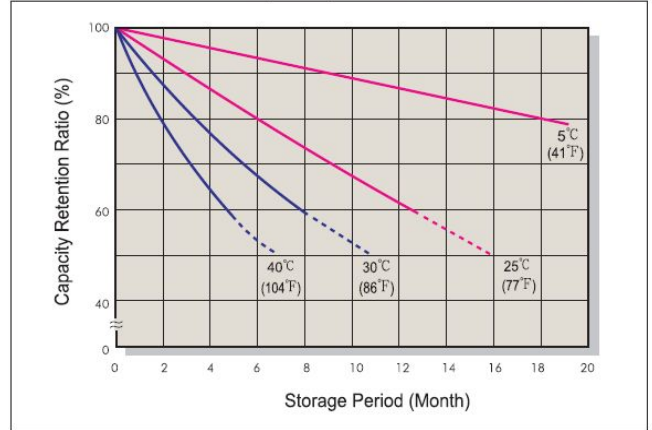
### Constant Power Discharge Characteristics (Watt, 25 °C)

F.V/TIME	5min	8min	10min	15min	20min	30min	60min	90min
4.80	124	92	73.4	61.7	48.2	37.3	20.7	14.9
4.95	122	90.0	71.6	60.3	47.2	36.4	20.5	14.7
5.10	120	87.7	69.0	57.6	45.1	35.6	19.9	14.3
5.25	116	84.2	67.2	56.7	44.6	34.7	19.2	14.3
5.40	110	77.5	62.1	53.0	42.7	33.2	18.6	13.7

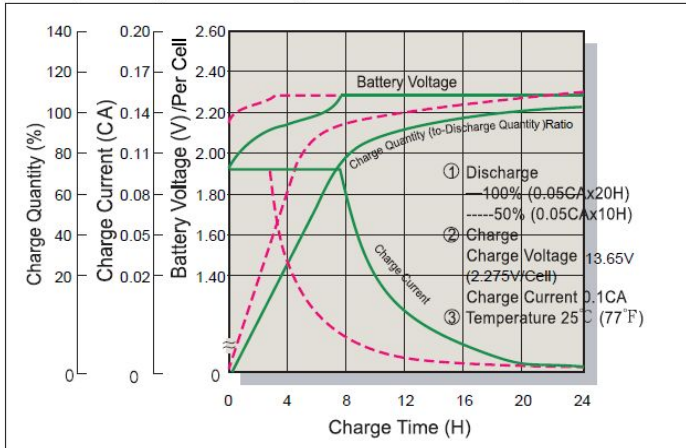
### Trickle (or Float) Service Life



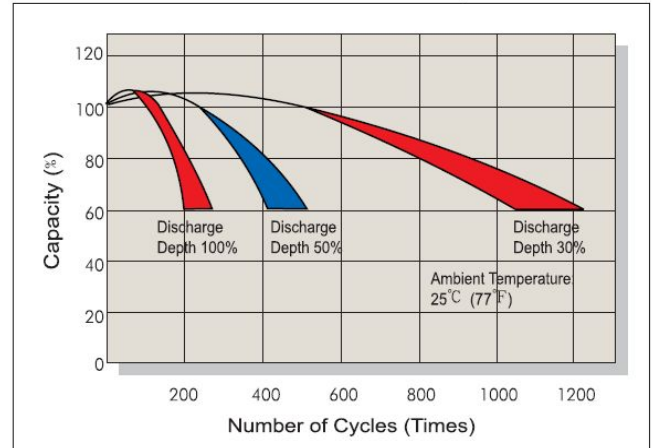
### Capacity Retention Characteristic



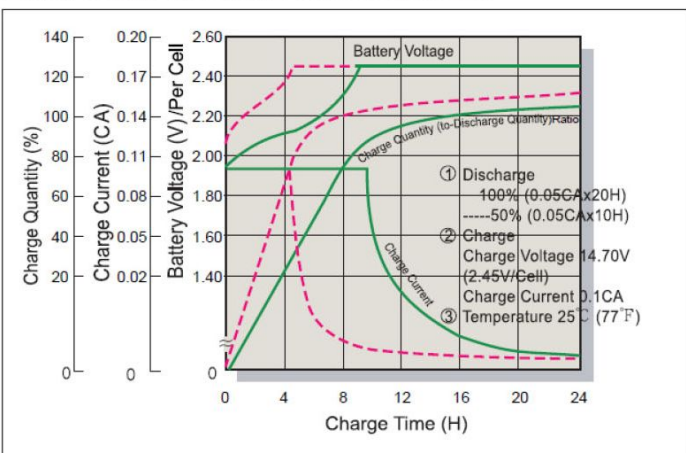
### Battery Voltage and Charge Time for Standby Use



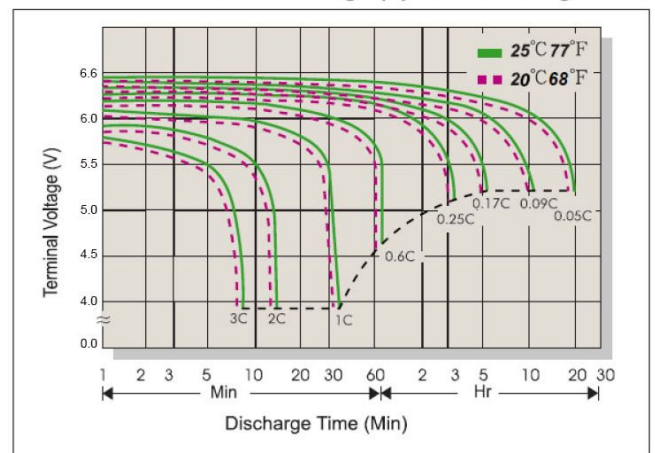
### Cycle Service Life



### Battery Voltage and Charge Time for Cycle Use



### Terminal Voltage (V) and Discharge Time



### Charging Procedures

Application	Charge Voltage(V/cell)			Max. Charge Current
	Temperature	Set Point	Allowable Range	
Cycle Use	25°C(77°F)	2.45	2.40~2.50	0.3C
Standby	25°C(77°F)	2.275	2.25~2.30	

### Discharge Current VS. Discharge Voltage

Final Discharge Voltage V/cell	1.75	1.70	1.65	1.60
Discharge Current (A)	0.2C>(A)	0.2C<(A)	0.5C<(A)	(A)>1.0C
		<0.5C	<1.0C	

KaiYing Power Supply & Electrical Equip Co., Ltd.

Address: KaiYing Industrial Park, ChengXiang Town, Anxi, Quanzhou, Fujian China

Tel: 86-595-68782266 Fax: 86-0595-68782222

Website: [www.jongwaybattery.com](http://www.jongwaybattery.com) Email: [Sales@jongwaybattery.com](mailto:Sales@jongwaybattery.com)