



6FM125FR/A (12V125Ah)

LONGWAY® FR battery is a front terminal battery. 6FM125FR battery is a front terminal battery up to 12 years expected life for Telecom use . As with all **LONGWAY®** batteries, all are rechargeable highly efficient, leak proof and maintenance free.



ISO 9001:2008 Standard



ISO 14001:2004 Standard



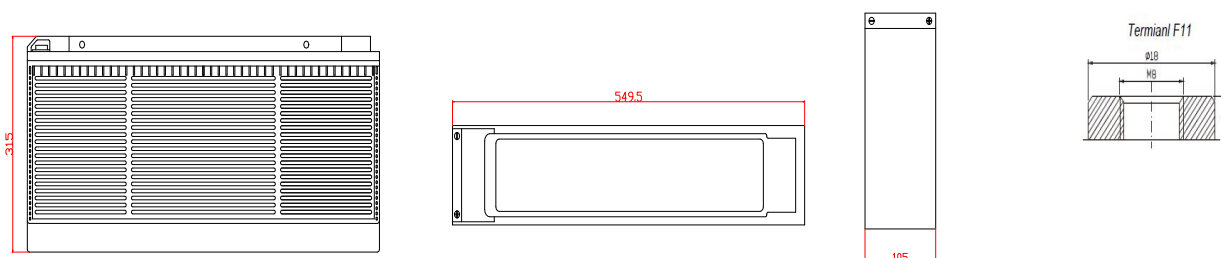
MH46789



Specifications:

Cells per Unit	6
Normal Voltage	12V
Capacity	125Ah@10Hr-rate to 1.80V per cell@25°C
Weight	Approx(36.5±3%kg) (80.5lbs)
Maximum Discharge Current	1250A(5sec)
Internal Resistance	Approx. 5.0mΩ full charged @25°C
Operating Temperature Range	Discharge: -20°C~60°C Charge:0°C~50°C Storage: -20°C~60°C
Nominal Operating Temperature Range	25°C±3°C
Float Charging Voltage	13.7~13.9VDC/unit Average @25°C
Maximum Charging Current	31.25A
Equalization and Cycle Service	14.4V~15.0VDC/unit Average @ 25°C
Self Discharge	LONGWAY Valve Regulated Lead Acid (VRLA) batteries can be stored for more than 6 months at 25°C. Self-discharge ratio less than 3% per month at 25°C. Please charge batteries before using.
Terminal	Terminal F12
Container Material	ABS(UL94-HB) *Flammability resistance of (UL94-V0) can be available upon request

Dimensions: L549.5*W105*H315(TH315)



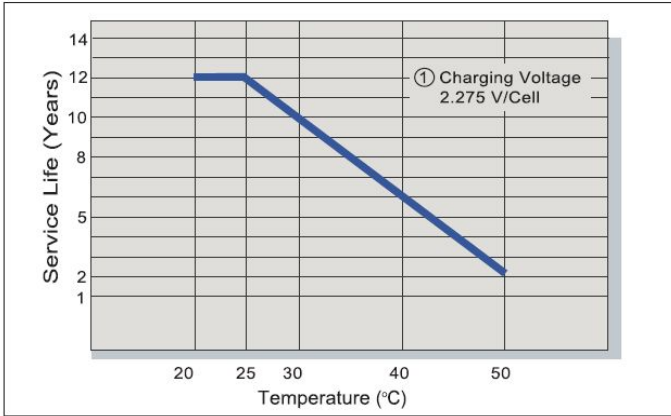
Constant Current Discharge Characteristics (A, 25 °C)

F.V/TIME	5min	10min	15min	30min	60min	2h	3h	5h	8h	10h	20h
9.60	323	248	194	130.0	78.8	48.2	33.6	22.8	15.23	12.69	6.66
9.90	313	240	189.9	127.4	77.2	48.0	33.5	22.7	15.15	12.63	6.63
10.2	306	235	186.0	124.8	75.6	47.5	33.1	22.5	15.09	12.58	6.60
10.5	297	228	180.2	120.9	73.2	47.0	32.8	22.3	15.04	12.53	6.58
10.8	252	221	176.7	118.6	71.8	46.6	32.5	22.1	15.00	12.50	6.56

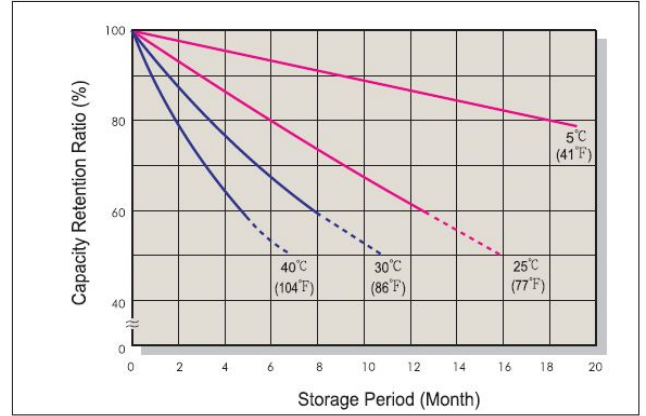
Constant Power Discharge Characteristics (Watt, 25 °C)

F.V/TIME	5min	10min	15min	30min	60min	2h	3h	5h	8h	10h	20h
9.60	3386	2673	2127	1459	898	558	395	270	182.7	151.5	79.9
9.90	3285	2593	2085	1429	880	556	393	269	181.8	150.7	79.5
10.2	3217	2539	2042	1400	862	550	390	266	181.1	150.1	79.2
10.5	3115	2459	1978	1356	835	545	386	263	180.5	149.6	78.9
10.8	2641	2387	1940	1330	819	539	382	261	180.0	149.3	78.8

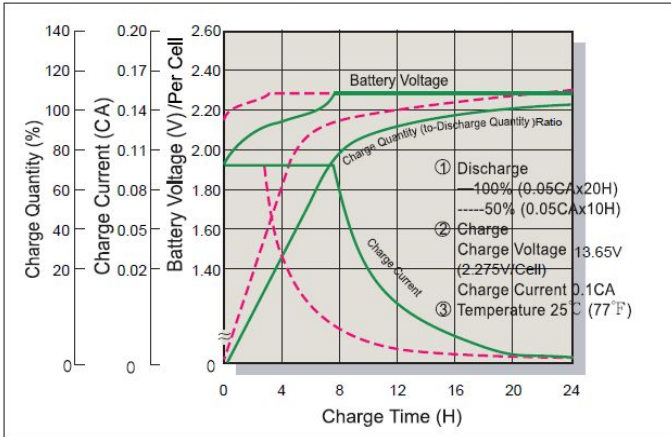
Trickle (or Float) Service Life



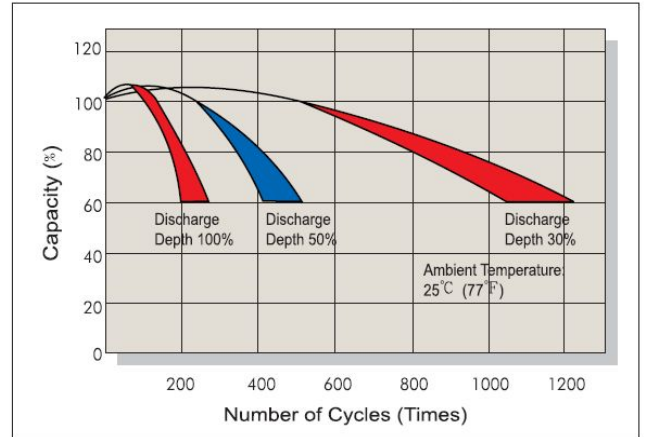
Capacity Retention Characteristic



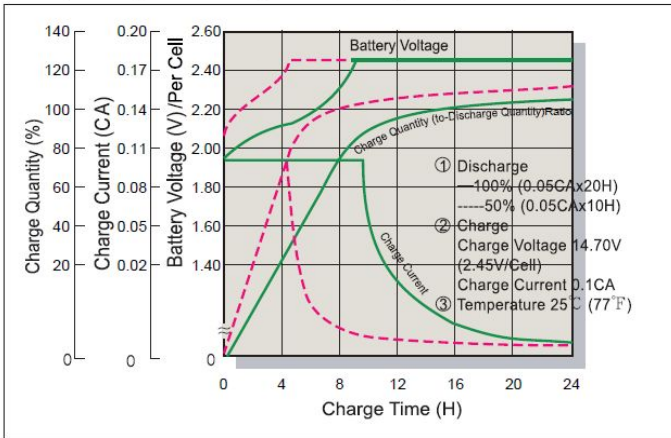
Battery Voltage and Charge Time for Standby Use



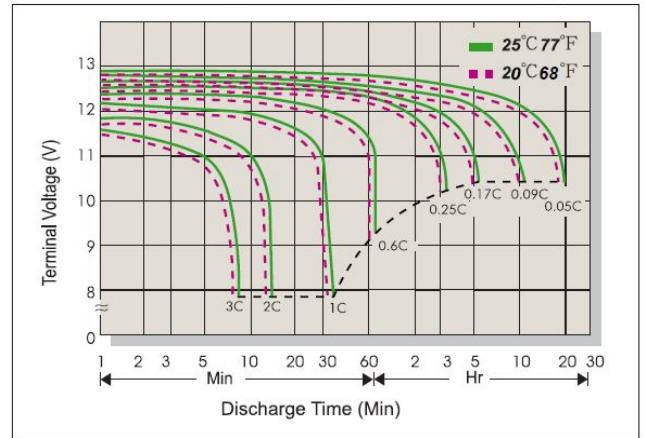
Cycle Service Life



Battery Voltage and Charge Time for Cycle Use



Terminal Voltage (V) and Discharge Time



Charging Procedures

Application	Charge Voltage(V/cell)			Max. Charge Current
	Temperature	Set Point	Allowable Range	
Cycle Use	25°C(77°F)	2.45	2.40~2.50	0.25 C
Standby	25°C(77°F)	2.275	2.25~2.30	

Discharge Current VS. Discharge Voltage

Final Discharge Voltage V/cell	1.75	1.70	1.65	1.60
Discharge Current (A)	0.2C > (A)	0.2C < (A)	0.5C < (A)	(A) > 1.0C
		< 0.5C	< 1.0C	

KaiYing Power Supply & Electrical Equip Co., Ltd.

Address: KaiYing Industrial Park, ChengXiang Town, Anxi, Quanzhou, Fujian China

Tel: 86-595-68782266 Fax: 86-0595-68782222

Website: www.longwaybattery.com Email: Sales@longwaybattery.com