

6FM7P (12V7Ah)



LONGWAY® Standard battery is design for a general purpose by KaiYing Power. 6FM7P is a general purpose battery up to 5 years in star service or more than 260 cycles at 100% discharge in cycle service. As with all **LONGWAY®** batteries, all are rechargeable highly efficient, leak proof and maintenance free.



ISO 9001:2008 Standard



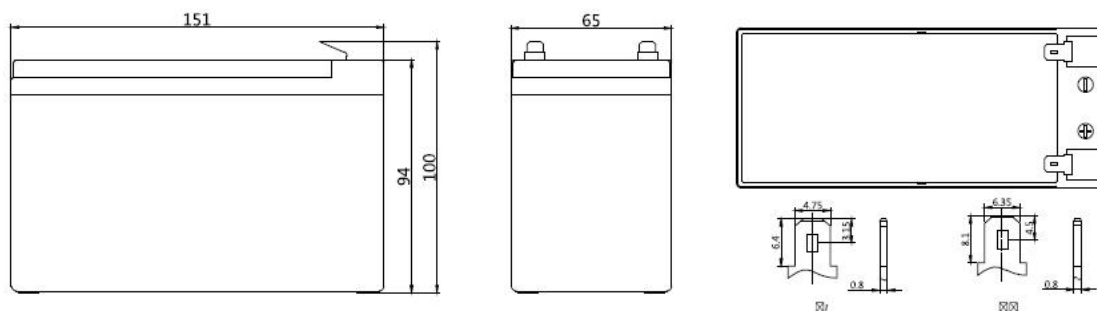
ISO 14001:2004 Standard



Specifications:

Cells per Unit	6
Normal Voltage	12V
Capacity	7Ah@20Hr-rate to 1.75V per cell@25°C
7min Discharge Rate	≥ 7.5 min @21A to 1.60V per cell@25°C
Weight	Approx.(1.95±3%)kg (4.30lbs)
Maximum Discharge Current	70A(5sec)
Internal Resistance	Approx. 26 mΩ full charged @25°C
Operating Temperature Range	Discharge: -20°C~60°C Charge: 0°C~50°C Storage: -20°C~60°C
Nominal Operating Temperature Range	25°C±3°C
Float Charging Voltage	13.7~13.9VDC/unit Average @25°C
Maximum Charging Current	2.1A
Equalization and Cycle Service	14.4V~15.0VDC/unit Average @ 25°C
Self Discharge	LONGWAY Valve Regulated Lead Acid (VRLA) batteries can be stored for more than 6 months at 25°C. Self-discharge ratio less than 3% per month at 25°C. Please charge batteries before using.
Terminal	F1(0.187)/F2(0.250)
Container Material	ABS(UL94-HB) *Flammability resistance of (UL94-V0) can be available upon request

Dimensions: L151*W65*H94(TH100)mm



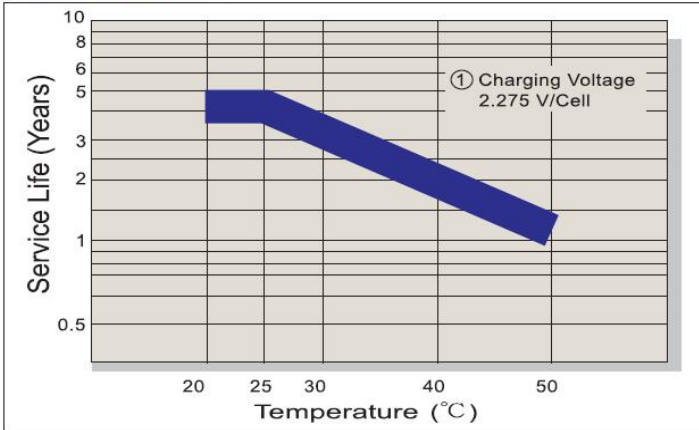
Constant Power Discharge Characteristics (A, 25 °C)

F.V/TIME	5min	10min	15min	30min	60min	2h	3h	5h	8h	10h	20h
9.60	26.25	16.45	12.60	7.35	4.55	2.49	1.78	1.21	0.78	0.65	0.36
9.90	25.46	15.96	12.29	7.17	4.44	2.47	1.77	1.20	0.78	0.65	0.36
10.2	24.94	15.63	12.10	7.06	4.37	2.45	1.75	1.19	0.77	0.65	0.35
10.5	24.15	15.13	11.72	6.84	4.23	2.43	1.73	1.18	0.77	0.65	0.35
10.8	23.44	14.69	11.49	6.70	4.15	2.40	1.72	1.17	0.76	0.64	0.35

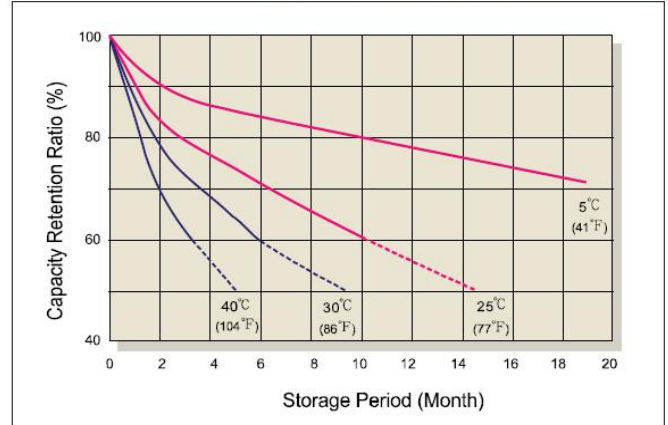
Constant Power Discharge Characteristics (Watt, 25 °C)

F.V/TIME	5min	10min	15min	30min	60min	2h	3h	5h	8h	10h	20h
9.60	285.1	185.6	143.6	84.23	52.69	29.09	21.10	14.42	9.38	7.84	4.26
9.90	284.2	180.0	140.0	82.13	51.37	28.95	21.00	14.35	9.33	7.85	4.27
10.2	278.3	176.3	137.9	80.86	50.58	28.67	20.79	14.21	9.20	7.77	4.23
10.5	269.5	170.7	133.6	78.33	49.00	28.38	20.58	14.07	9.24	7.75	4.21
10.8	261.6	165.7	131.0	76.82	48.05	28.09	20.37	13.92	9.15	7.73	4.20

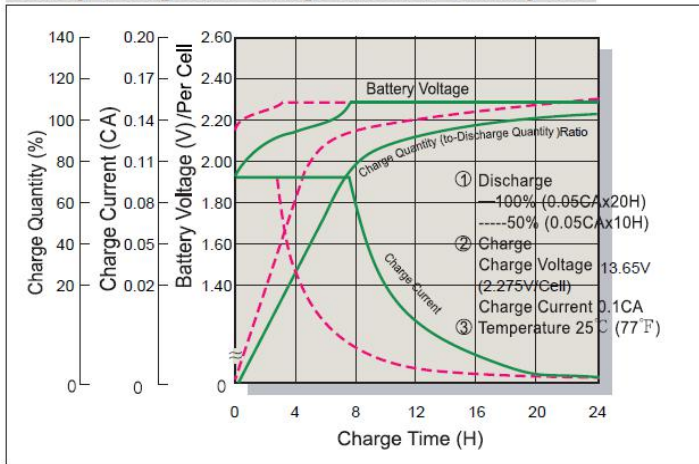
Float Service Life



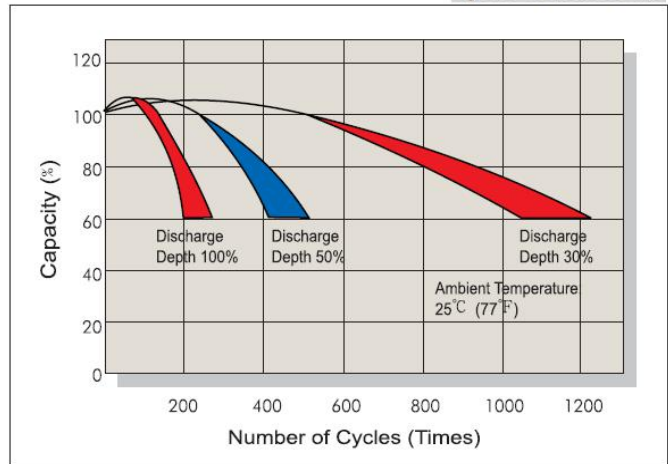
Capacity Retention Characteristic



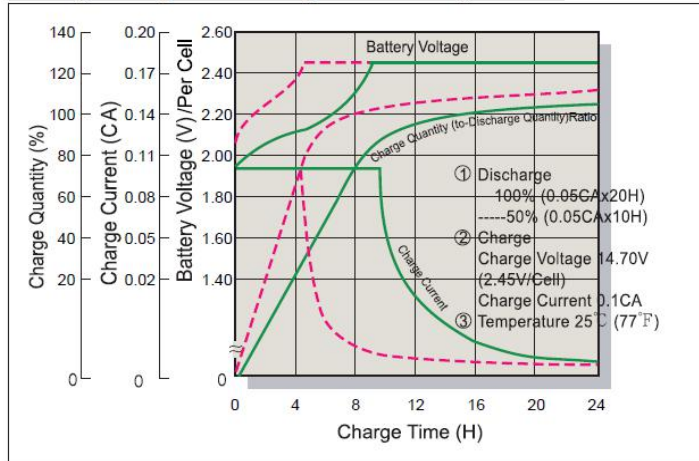
Battery Voltage and Charge Time for Standby use



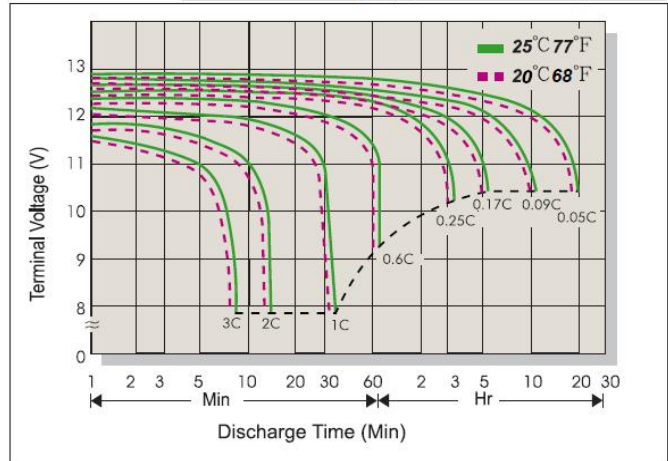
Cycle Service Life



Battery Voltage and Charge Time for Cycle Use



Terminal Voltage (V) and Discharge Time



Charging Procedures

Application	Charge Voltage(V/cell)			Max. Charge Current
	Temperature	Set Point	Allowable Range	
Cycle Use	25°C(77°F)	2.45	2.40~2.50	0.3C
Standby	25°C(77°F)	2.275	2.25~2.30	

Discharge Current VS. Discharge Voltage

Final Discharge Voltage V/cell	1.75	1.70	1.65	1.60
Discharge Current (A)	0.2C>(A)	0.2C<(A)	0.5C<(A)	(A)>1.0C

KaiYing Power Supply & Electrical Equip Co., Ltd.

Address: KaiYing Industrial Park, ChengXiang Town, Anxi, Quanzhou, Fujian China

Tel:86-595-68782266 Fax: 86-0595-68782222

Website: www.longwaybattery.com Email: Sales@longwaybattery.com

KY-IOP-LW12-7 A2 November 2017